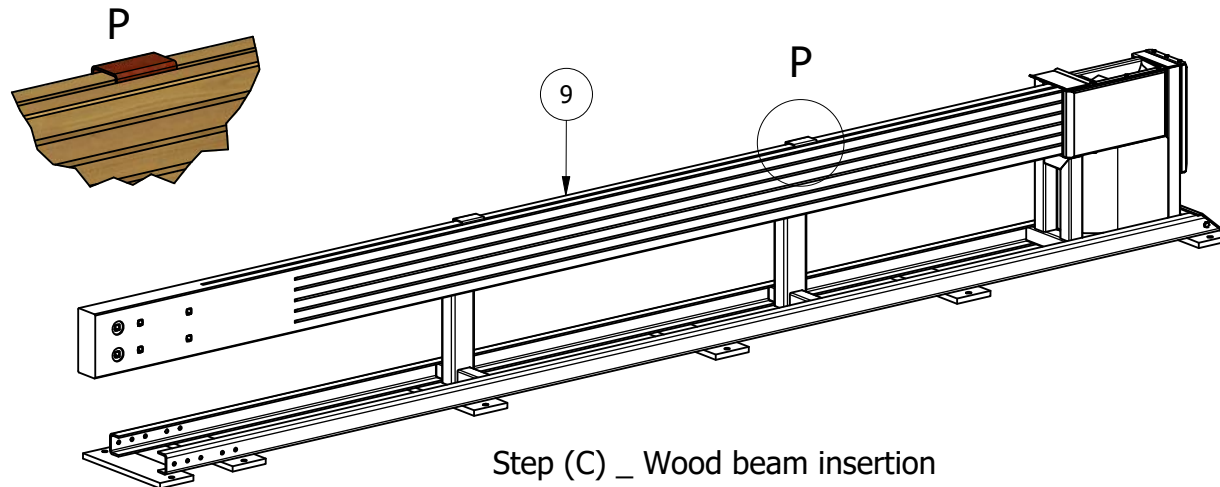


Step (B) _ Holding posts insertion



Step (C) _ Wood beam insertion

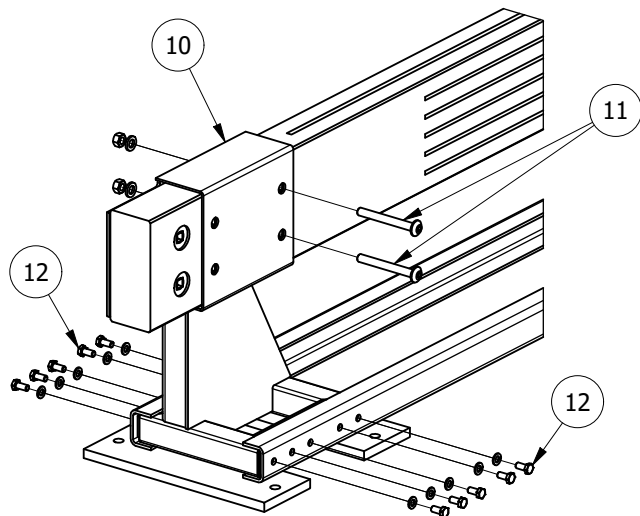
Component list	
Ref.	Item
1	Runner
2	Slider
3	Front protection
4	Lateral protection
5	Wood screw 5x40
6	Runner stopper
7	Bolts TE M10x25
8	Holding post
9	Wood beam



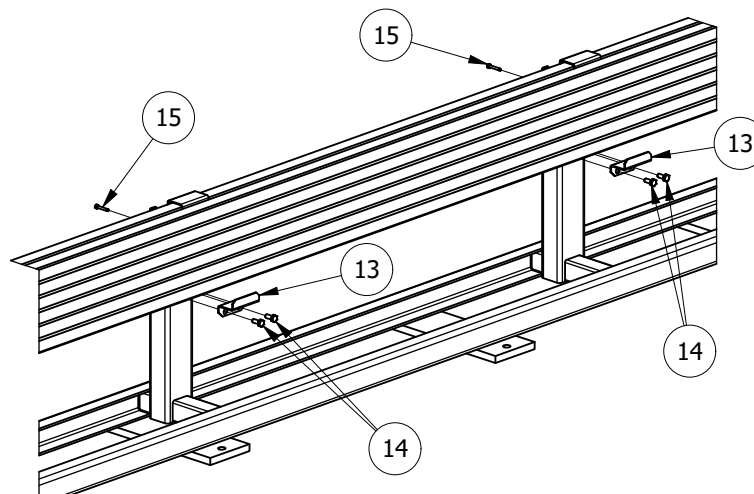
MARGARITELLI
ROAD SAFETY

Drawing IM031-01	Issued 08/01/2020
Review 04	Date 21/07/2022

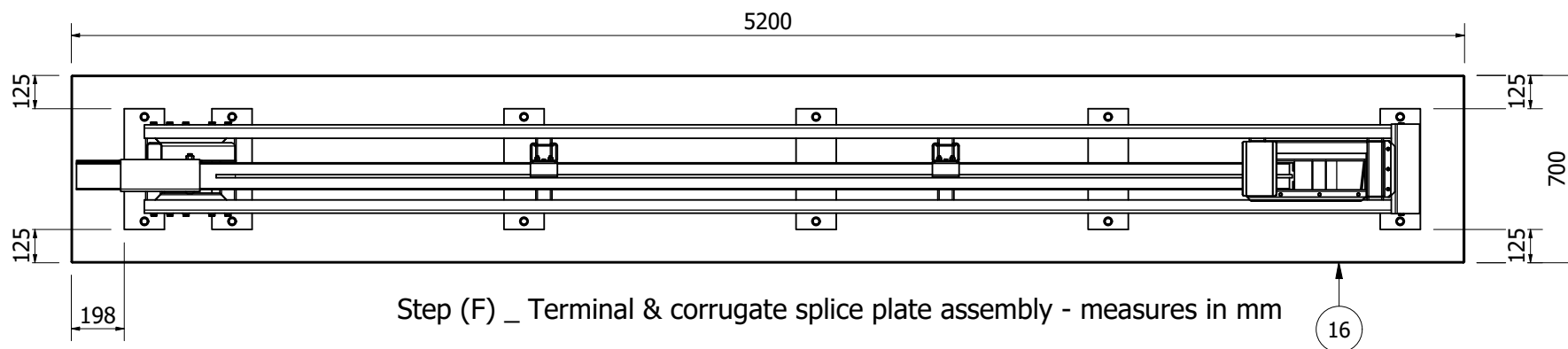
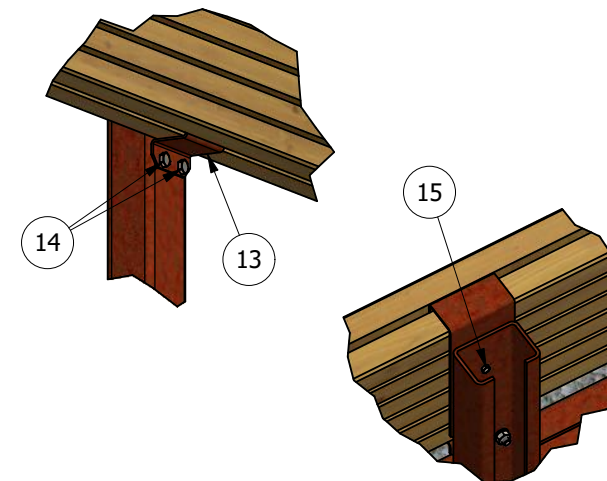
Object: Energy absorbing terminal P1 class - P1-01 "Beaver"
Tested for P1 Class in compliance with UNI ENV 1317-4: 2003
Assembly instructions



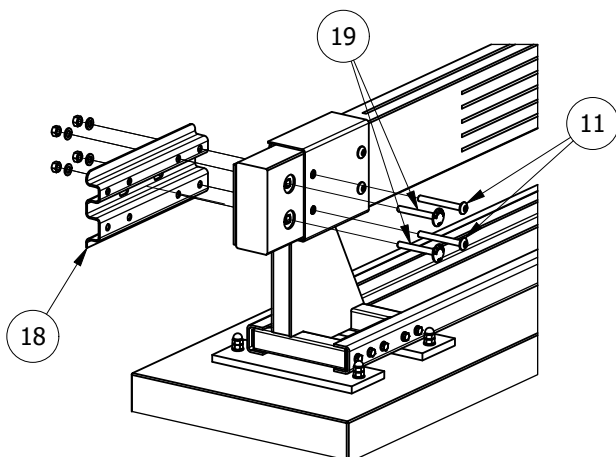
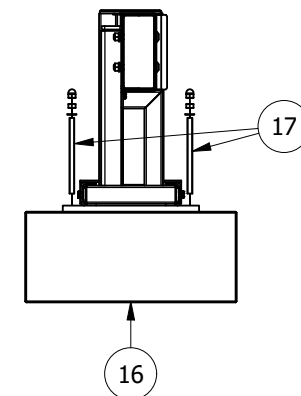
Step (D) _ Backstop assembly



Step (E) _ Post brackets assembly



Step (F) _ Terminal & corrugate splice plate assembly - measures in mm



Component list	
Ref.	Item
10	Backstop
11	Bolts TBE In M16x140 torque 120 Nm
12	Bolts TE M12x30 torque 40 Nm
13	Post bracket
14	Bolts TE M10x25
15	Wood screw 6x40
16	Basement
17	Threaded rods M16x250 torque 120 Nm
18	Corrugated splice plate
19	Bolts TTQST M16x125 torque 120 Nm

